

BREED CODES*

AN – Angus	CH – Charolais	HH – Horned Hereford	MA – Maine-Anjou
AR – Red Angus	CS – Commercial Simmental	HO – Holstein	SP – Polled Shorthorn
BR – Brahman	DS – South Devon	HP – Polled Hereford	SS – Shorthorn
CA – Chianina	GV – Gelbvieh	LM – Limousin	TA – Tarantaise

For a complete list of breed codes please see <https://www.naab-css.org/uniform-breed-codes>

*Use “PB” if animal is purebred. Breed codes must be entered as fractions with a space between the fraction and breed code.
(Example – **PB AN** or **3/8 AN 5/8 GV**)

DAM DATA

Dam Productivity Codes – Reason dam did not calve in a given season/year

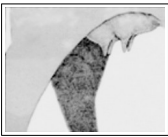
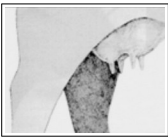

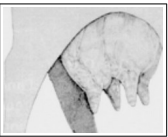






- 1 – Stillborn
- 2 – Aborted
- 3 – Not exposed to calve in given season/year
- 5 – ET Donor
- 6 – ET Recipient
- 7 – Exposed and failed to conceive – moved to next season
- 8 – Exposed and failed to conceive – moved to next year
- 9 – Exposed and failed to conceive – removed from herd
- 10 – Calving interval overlaps season (Dec-Jan) (Jun-Jul)
- 11 – Bred but sold, removed, or died prior to calving
- 12 – Cow calved – calf not found intact or at all

Body Condition Score (BCS) – for beef cows

- 1 – Emaciated – cow is extremely emaciated, no palpable fat over the backbone, loin edge, hipbones, or ribs.
- 2 – Poor – cow still appears somewhat emaciated but tail head and ribs less prominent.
- 3 – Thin – ribs are still individually identifiable, obvious palpable fat along backbone and over tail head.
- 4 – Borderline – individual ribs are no longer visually obvious. Some fat covers ribs, back bones, and hip bones.
- 5 – Moderate – cow has good overall appearance; fat cover over ribs feels spongy, palpable fat on either side of tail head.
- 6 – High Moderate – firm pressure needed to feel backbone of cow, high degree of fat palpable over ribs.
- 7 – Good – cow appears fleshy and obviously carries considerable fat, some fat around vulva and in crotch.
- 8 – Fat – cow very fleshy and over conditioned, large fat deposits over ribs, around tail head, and below vulva.
- 9 – Extremely Fat – cow obviously is extremely wastey and patchy, blocky appearance, bone structure no longer visible.

Scores recorded as a 2 digit number (99,57,11... etc). To be scored as close to calving as possible, ideally within 24 hours.

Dam Udder Scores

	9 – Very Tight	7 - Tight	5 – Intermediate/ Moderate	3 - Pendulous	1 – Very Pendulous/ Broken Floor
Udder Suspension					
	9 – Very Small	7 - Small	5 – Intermediate/ Moderate	3 - Large	1 – Very Large/ Balloon Shaped
Teat Size					

Graphics used courtesy of the American Hereford Association

CALF DATA

SireNbr (Sire Registration Number) – If sire is not on file with ASA, calf breed composition must be entered. Please see the listing of breed codes and examples. Calves out of unregistered sires cannot be registered.

Animal Tattoo – To register an animal, the tattoo must contain the letter representing the year of birth

G – 2019	L – 2023
H – 2020	M – 2024
J – 2021	N – 2025
K – 2022	P – 2026

TattLoc (Tattoo Location) – The location of tattoo or brand on the animal

BE – Both Ears	LH – Left Hip
RE – Right Ear	LS – Left Shoulder
RH – Right Hip	LE – Left Ear
RS – Right Shoulder	LR – Left Rib
RR – Right Rib	

Calf Sex*

B – Bull
S – Steer
C – Heifer/Cow

**If male is castrated at birth use S for birth sex. If castrated at weaning or later designate S at yearling.*

MBC (Multiple Birth Code)

1 – Single	6 – Frozen ET
2 – Twin Same Sex	7 – ET Twin Same Sex
3 – Triplets	8 – ET Twin Opposite Sex
4 – Twin Opposite Sex	9 – Fresh ET

Birth Weight Method

T – Hoof Tape
All other methods leave blank

HD (Herd Unit) – A single digit or letter (1-9 or A-Z) used to designate different contemporary groups at birth.

Calf Removal Codes

Pre-Weaning

20 – Born alive – Died
Disease
21 – Born Alive – Died Other
22 – Died at Birth – Calving
Difficulty
23 – Died at Birth – Defect
24 – Died at birth – Other
25 – Other
26 – Stillborn – Full Term

Post-Weaning

30 – Appearance
31 – Color
32 – Died – Disease
33 – Died – Other
34 – Failed to Conceive
35 – Feet and Legs
36 – Performance
37 – Other
38 – Temperament

CE (Calving Ease)* – Indicates how easily calf was born

Primary Code

1 – Born Unassisted
2 – Easy Pull
3 – Hard Pull
4 – Cesarean

Secondary Code

5 – Abnormal Presentation
6 – Dead on Arrival
7 – Premature

**Every calf should have a primary code (1 - 4) used first, for the genetic evaluation. Secondary codes (5-7) can be used to further describe the calving event. For example, if a calf was dead on arrival, report the appropriate primary code for calving difficulty (1 - 4) followed by a 6 for dead on arrival. Use 36 to indicate a hard pull and dead on arrival. Use a 25 to indicate an easy pull with an abnormal presentation.*

AI – Breeding Method

Y – AI Bred N – Pasture Bred

H/P/S (Horned/Pulled/Scurred)

H – Horned P – Polled S – Scurred

Reg (Registration Request)

Y – Register
T – Register and transfer the registration certificate
N – Reporting data, registration not requested

Color

R – Red G – Grey Y – Yellow
W – White B – Black

Cert (Certificate)

Y – Paper registration certificate will be printed
N – Paper registration certificate will not be printed

WEANING DATA

Standard Age Window for Contemporary Grouping – For genetic evaluation purposes, the ideal age for collecting weaning weights is 160-250 days, though weights on animals 60 days +/- the ideal range will also be included in the genetic evaluation.

MC (Management Code) – Indicates supplemental feed

- | | |
|--------------------|-----------------------------|
| 1 – Dam only | 3 – Without dam, bucket fed |
| 2 – Dam with creep | 4 – Twin or foster dam |

PU (Pasture Unit) – A single digit or letter (1-9 or A-Z) used to designate calves managed in different groups, or environments, and thus were exposed to different conditions.

Doc (Docility) – Docility Grading Guidelines

- | | |
|--|---|
| 1 – <u>Docile</u> – Mild disposition. Gentle and easily handled. | 4 – <u>Flighty (Wild)</u> – Jumpy and out of control, quivers and struggles violently. May bellow and froth at the mouth. |
| 2 – <u>Restless</u> – Quieter than average, but may be stubborn during processing. | 5 – <u>Aggressive</u> – May be similar to score 4, but with added aggressive behavior, fearfulness, extreme agitation, and continuous movement. |
| 3 – <u>Nervous</u> – Typical temperament is manageable, but nervous and impatient. | 6 – <u>Very Aggressive</u> – Extremely aggressive temperament. Thrashes about or attacks wildly when confined in small, tight places. |
-

YEARLING DATA

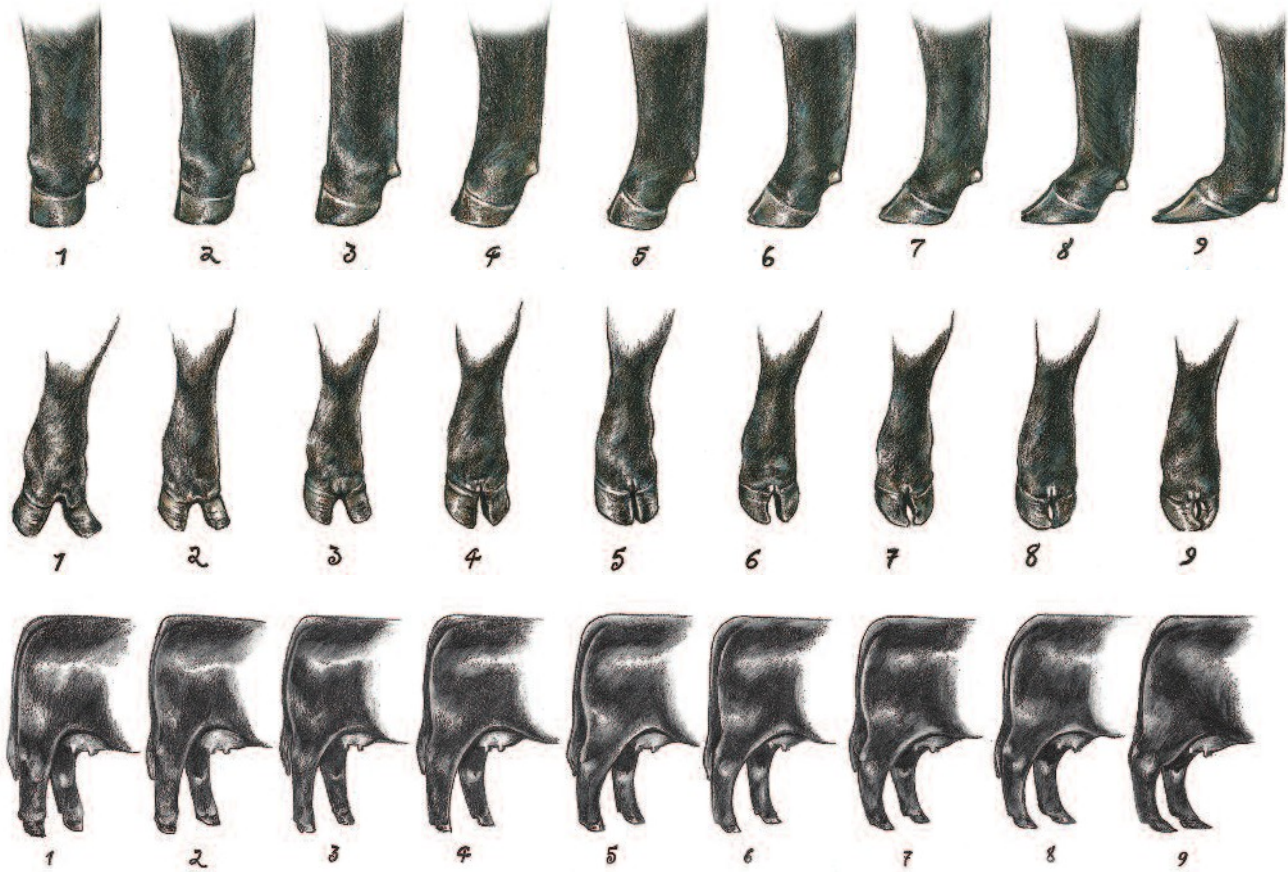
Standard Age Window for Contemporary Grouping – For genetic evaluation purposes, the ideal age for collecting yearling weights is 330-440 days, though weights on animals 60 days +/- the ideal range will also be included in the genetic evaluation.

FU (Feeding Unit) – A single digit or letter (1-9 or A-Z) used to designate calves under different feeding regimes after weaning. (Example – Some bulls may have been on a high ration while others were not.)

Foot and Leg Scores – See next page.

Feet and Leg

1. **Hoof Angle** a description of the angularity that exists between the base of the hoof to the pastern. Can describe steepness, shallowness, and length of toe.
2. **Claw Shape** a description of the digital conformation with regard to shape, size, and symmetry. Can describe divergence and openness, or curling/crossing of claws.
3. **Rear Leg Side View** a description of the angularity that exists in the hock joint in relation to movement. Can describe straightness and rigidity, or overflexion of the hock joint.



Artwork by Amanda Raithel Art

Guidelines recommended for feet and leg data collection:

- Score the three traits (Hoof Angle, Claw Shape, and Rear Leg Side View) on a 1 to 9 scale using the above rubrics.
 - If there is variation in conformation of hoof traits between front/rear or left/right, score the worst hoof.
 - Scores should be collected on all yearling bulls and heifers up to 18 months of age to capture whole contemporary groups. Reminder: animals that contemporary by themselves will not have their scores included in the evaluation.
 - Scores may be evaluated annually on mature cows (taken in conjunction with mature weights and body condition scores).
 - Score all animals prior to any hoof trimming.
 - Score animals on a level and hard surface, devoid of mud or grass to ensure an accurate appraisal.
 - Score all animals on the same day, from the same evaluator.
- Ultimately, feet and leg appraisal and data collection has a range of benefits, including training membership to become more aware of conformational differences and characteristics in the soundness of their cow herd and annual seedstock offering, building a more robust understanding of feet and leg traits as direct indicators of soundness and longevity, and building a data set for EPD development so all can benefit from more precise genetic selection.